



List Prices Jan 2018

Two Piece tubs can use regular Roman Faucets;


White or Bisque color


Tubs feature built- in overflow chambers , and our special slotted drain & PVC Hub.

All plumbing is hidden inside the tub skirt , along with water pumps and air blowers for Jetted and Air Jetted tubs. Water supplies for faucets are under the tub skirt. Most Roman Tub Faucets will mount on the tubs. Optional wall or floor mounted faucets.


Two peice all acrylic tubs;


Tub And Drain Only **NO Faucet !**


Modern Oval end Drain;	Available in;	Soaker	Jetted	# of jets	Air Jetted
 O3660-FSBE	wht, bsq	\$3,000	\$4,500	5	\$5,000
O3666-FSBE	wht, bsq	\$3,200	\$4,700	5	\$5,200
O3672-FSBE	wht, bsq	\$3,400	\$4,900	5	\$5,400


Modern Oval Center side Drain	wht, bsq	Soaker			Air Jetted
 O3060-FSBS	wht,bsq	\$2,800	N/A	6	\$4,800
O3666-FSBS (68 ")	wht,bsq	\$3,400	\$5,000	6	\$5,400
O3672-FSBS (74 ")	wht,bsq	\$3,600	\$5,200	6	\$5,600

Single slipper End Drain		Soaker	Jetted		
 O3060-FSBE (58 ")	wht,bsq	\$2,800	N/A	0	\$4,800

Double Slipper arm rest ;		Soaker	Jetted		
 O4272-FSBS	wht,bsq 306MFS	\$4,000	\$5,500	6	\$6,000
O4272-FSBSV	V jets model	N/A	\$6,400	13	N /A

Modern Rectangle End Drain;		Soaker	Jetted		
 R3660-FSBE	wht,bsq	\$3,000	\$4,500	5	\$5,000
R3666-FSBE	wht,bsq	\$3,200	\$4,700	5	\$5,200
R3672-FSBE	wht,bsq	\$3,400	\$4,900	5	\$5,400

Modern Rectangle Center Side Drain;		Soaker	Jetted		
 R3660-FSBS	wht, bsq	\$3,000	\$4,600	6	\$5,000
R3666-FSBS	wht,bsq	\$3,400	\$5,000	6	\$5,400
R3672-FSBS	wht,bsq	\$3,600	\$5,200	6	\$5,400

Round Center side Drain		Soaker	Jetted		
 O60-FSNC	wht,bsq	\$3,600	\$5,100	6	\$5,600

Bsq Color add on \$ 200

www.ICSqualitybaths.com

Faucets;


	Chrome	BN	ORB	
ICS Twin Lever on tub	\$800	\$850	\$900	with supplies, stops
ICS Twin Lever floor or wall mounted	\$1,000	\$1,200	\$1,400	no Rough Required
Delta T4759-FL Trinsic Goose Neck	\$1,600	\$2,000	N/A	with R4700 Rough Kit
Delta T4797 Cassidy Faucet	\$2,000	\$2,400	N/A	with R4700 Rough Kit
Moen Arris Single Lever	\$2,800	\$3,800	N/A	with TS50100 Rough
Moen Weymouth twin lever	\$4,200	\$5,800	N/A	with TS50200 Rough
Many Builders use their standard roman tub faucets from Delta or Moen. IE; Brantford & Eva . Etc.				

Air jets Number varies with size one jet every 4 " Multiple speeds Auto Purge

Water Jets Number varies per tub based of freestanding base space for jets and pump.

LED Light Variable colors, strobe, etc. \$400 \$400 400

Sit tub exactly in position over Drain , adjust Feet



Step 1



Measure height from floor to this point under the bathtub drain hole. This will determine the height from the floor to the top flange of the hub supplied

Step 2



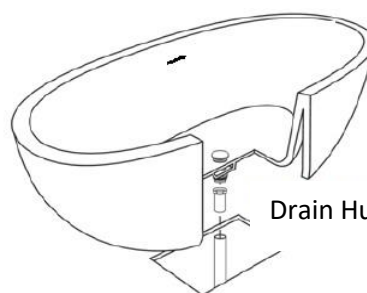
Cut pipe from floor and connect hub. Required height is from Step 1. Apply some caulk to the top flange of the hub to hold the silicon gasket in place. Lift tub over drain.

Step 3



Seal the top of the drain basket as noted above. Unscrew pop-up and use a basket wrench to tighten the drain basket into the hub. Allow to dry and then re-attach the pop-up, fill with water and test for leaks


www.ICSqualitybaths.com



Drain Hub PVC



Equipment Inside Tubs



Real air jets do not hold water to casue mold.

www.ICSqualitybaths.com